



MONDAY 15<sup>TH</sup>  
SEPTEMBER 2024



CLASS 1  
CURRICULUM  
MEETING



# STAFF

Miss Wade - Lead Teacher & EYFS  
Lead

Mrs Byrne - Nursery Manager

Mrs Charnock - PPA cover





# WHAT WILL WE LEARN?

Autumn Term				
	Autumn 1		Autumn 2	
Topic	All About Me	Autumn	Colour & Light	Celebrations
RE	Creation & Covenant		Prophecy & Promise	
Focus Text	Harry the Happy Mouse (Rec to Y1)		Fire! Fire! (Y1)	



# WHAT WILL WE LEARN?

Spring Term			
	Spring 1	Spring 2	
Topic	Winter/Arctic	People Who Help Us	Once Upon a Time
RE	Galilee to Jerusalem	Desert to Garden	
Focus Text	Hello Penguin! (EYFS)	The Elephant's Umbrella (EYFS)	Family Album (Y1)



# WHAT WILL WE LEARN?

Summer Term			
	Summer 1	Summer 2	
Topic	Lifecycles	Around the World	At the Beach
RE	To the Ends of the Earth	Dialogue & Encounter	
Focus Text	The Woolly Bear Caterpillar (EYFS)	The Great Outdoors (Y1)	Somebody Swallowed Stanley (EYFS)



# EYFS CURRICULUM

  
Department  
for Education

## Development Matters

Non-statutory curriculum guidance  
for the early years foundation stage

First published September 2020  
Revised September 2023



7 Areas of Learning:

3 Prime Areas

Personal, Social & Emotional  
Development

Communication & Language

Physical Development

4 Specific Areas

Literacy

Maths

Understanding the World

Expressive Arts & Design



# EYFS CURRICULUM

- Characteristics of Effective Learning:
- MANAGING FEELINGS & BEHAVIOUR
- Children talk about both their own and others feelings and behaviour. They know that some behaviour is unacceptable and work as part of a group or class understanding and following the rules.
- SELF CONFIDENCE AND SELF AWARENESS
- Children are confident to try new activities, speak in a familiar group and talk about their ideas.
- MAKING RELATIONSHIPS
- Children play co-operatively, taking turns and taking into account another's ideas. They are sensitive to others' needs and feelings, forming positive relationships with adults and other children.



# PHONICS

## NURSERY

Autumn 1						
Week 1	Week 2	Week 3	Week 4	Week 5	Week 6	Week 7
Phase 1 activities						

Autumn 2						
Week 1	Week 2	Week 3	Week 4	Week 5	Week 6	Week 7
Phase 1 activities						

Spring 1					
Week 1	Week 2	Week 3	Week 4	Week 5	Week 6
s	a	t	p	i	n

Spring 2					
Week 1	Week 2	Week 3	Week 4	Week 5	Week 6
m	d	g	o	c	k


Summer 1						
Week 1	Week 2	Week 3	Week 4	Week 5	Week 6	Week 7
e	u	r	h	b	f	l

Summer 2						
Week 1	Week 2	Week 3	Week 4	Week 5	Week 6	Week 7
j	v	w	x	y	z	qu

Element	Content and coverage
1	<b>Environmental sounds:</b> <ul style="list-style-type: none"> <li>To develop children's listening skills and awareness of sounds within the environment.</li> <li>Further development of vocabulary and children's identification and recollection of differences between sounds.</li> <li>To make up simple sentences and talk in greater detail about sounds.</li> </ul>
2	<b>Instrumental sounds:</b> <ul style="list-style-type: none"> <li>To experience and develop awareness of sounds made with instruments and noise makers.</li> <li>To listen to and appreciate the difference between sounds made with instruments.</li> <li>To use a wide vocabulary to talk about the sounds instruments make.</li> </ul>
3	<b>Body percussion sounds:</b> <ul style="list-style-type: none"> <li>To develop awareness of sounds and rhythms.</li> <li>To distinguish between sounds and to remember patterns of sound.</li> <li>To talk about sounds we make with our bodies and what the sounds mean.</li> </ul>
4	<b>Rhythm and rhyme:</b> <ul style="list-style-type: none"> <li>To experience and appreciate rhythm and rhyme and to develop awareness of rhythm and rhyme in speech.</li> <li>To increase awareness of words that rhyme and to develop knowledge about rhyme.</li> <li>To talk about words that rhyme and to produce rhyming words.</li> </ul>
5	<b>Alliteration:</b> <ul style="list-style-type: none"> <li>To develop understanding of alliteration.</li> <li>To listen to sounds at the beginning of words and hear the differences between them.</li> <li>To explore how different sounds are articulated and extend understanding of alliteration.</li> </ul>
6	<b>Voice sounds:</b> <ul style="list-style-type: none"> <li>To distinguish between the differences in vocal sounds, including oral blending and segmenting.</li> <li>To explore speech sounds.</li> <li>To talk about the different sounds that we can make with our voices.</li> </ul>
7	<b>Oral blending:</b> <ul style="list-style-type: none"> <li>To develop oral blending and segmenting of sounds and words.</li> <li>To listen to phonemes within words and to remember them in the order in which they occur.</li> <li>To talk about the different phonemes that make up words.</li> </ul>



*PHONICS  
NURSERY*





# PHONICS

## RECEPTION

- Daily Phonics session
- Whole class teaching (Keep up, not catch up)
- Read as often as possible in school with an adult
- Autumn 1 - 22 sounds
- Autumn 2 - 17 sounds
- Spring 1 - 12 sounds
- Spring 2 - Review
- Summer 1 - ed, er & est endings
- Summer 2 - 20 sounds



**ELS** Essential  
Letters and  
Sounds  
Developed by Knowledge Schools Trust

**OXFORD**  
UNIVERSITY PRESS

### Reception/Primary 1 – Autumn 1

1.	s, a, t, p
2.	i, n, m, d
3.	g, o, c, k
4.	ck, e, u, r
5.	Assessment and Review R:1
6.	h, b, f, ff, l, ll



# PHONICS

## YEAR 1

- Daily Phonics session
- Whole class teaching (Keep up, not catch up)
- Read as often as possible in school with an adult
  
- Autumn 1 - 12 sounds + 3 weeks Review
- Autumn 2 - 10 sounds + 3.5 weeks Review
- Spring 1 - Alternative Pronunciations
- Spring 2 - Alternative Pronunciations + 2 Weeks Review
- Summer 1 - Review
- Summer 2 - Alternative Pronunciations

**ELS** Essential  
Letters and  
Sounds

 OXFORD  
UNIVERSITY PRESS

### Year 1/Primary 2 – Autumn 1









1.	Assessment and Review Y1:1
2.	Assessment and Review Y1:2
3.	ay, ou, ie, ea
4.	oy, ir, ue, aw
5.	Assessment and Review Y1:3
6.	wh, ph, ew, oe



# PHONICS SCREENING CHECK

## YEAR 1


- Takes place in June of your child's Year 1 year.
- Contains 40 words.
- Checks your child is making sufficient progress in their phonics learning and that they are on track to be fluent readers.
- Last few years 32/40

Section 1	Section 1	Section 2	Section 2
chip	fod 	elbow	slimp 
hill	bep 	tailor	craint 
jars	zat 	sequins	splet 
 shack	ult 	whirling	strave 



# READING

- Library Books - to be read and enjoyed together at home. These can be changed as regularly as your child would like, as long as they are returned.
- Please read as regularly as possible at home. Children are already bringing books home to support learning in school.
- Reading Record - comment about how the reading was (great sounding out, struggled blending etc.)
- Books will be changed when a book is finished **and** staff feel that the child is confident and learning is secure.





# READING

Choose a quiet & comfortable place

Choose a time that works best for you



Point to the words as they read

Talk about the pictures

Take turns!  
Read to them, as well as them  
reading to you

Recognise common/reoccurring words  
the, he, she, said

Don't force it...




# HOMework

Year 1 - Spellings. Tested every Friday morning.

Autumn 1					
Week 1	Week 2	Week 3	Week 4	Week 5	Week 6
paid	night	book	turn	fork	coin
rain	bright	Foot	burst	sort	soil
tail	sight	cook	curl	storm	boil
brain	high	look	hurt	sort	spoil
deep	road	car	zoo	owl	ear
sheep	toast	park	moon	down	fear
sleep	coat	market	scoop	town	year
green	goat	shark	rooftop	frown	beard
I	no	of	to	into	as
the	put	is	go	pull	his

N/R/YI - Room on the Broom Reading Challenge





# PE DAYS

Wednesday - Miss Wade

Friday - WLSP - Miss Howarth





# SNACK...

## Snack

- Toast
- Pancakes
- Cereal
- Crackers
- Yogurts
- Fruit
- Milk

Snack costs £1 per week. This is payable via Parent Pay.

Please try to pre-order Hot Dinners in advance.

Winning Wednesdays





# HOW CAN YOU HELP?

Child's name on everything!

Water bottle - kept in school & sent home on Friday.

Book Bags need to be in school everyday. Please check each night for letters and information.

Cool Milk - Free until child turns 5 but still need to be registered





# *HOW CAN YOU HELP?*

Encourage independence - shoes & socks, taking off/putting on jumpers, using cutlery

Medical - See a member of Office Staff

Who is collecting your child from school?

Packed Lunches - Nut Free School

Mystery Reader...





# BOBBY BEAR

Bobby will go home with 1 child each week.

Book to write in & add photos - 2 pages max please!

Bag - Bear - Book - Liverpool Kit - Ballerina Outfit

Take him to the park, the shops, Squirrels, in the car, cook tea with him, read your book, watch TV with him, take him to your Nannas!

Look after him & have fun!







# SCHOOL ADMISSIONS PRIMARY SOUTH

Do you have a child starting  
primary school in September 2026  
and living in Lancashire?

**Closing date: 15 January 2026**

You **must** apply even if a brother or sister is already at the school,  
or the school is linked to your child's nursery.

Apply for a school place now by scanning  
the QR code or visit [lancashire.gov.uk/schools](https://lancashire.gov.uk/schools)



If travel cost is an important factor in your school preference,  
please check the guidance on our website, or call **01772 532109**.

**HAVE  
YOUR SAY**

*Between 1 October and 31 January schools are consulting with  
you to make sure admission arrangements meet future needs.  
To find out more please visit [www.lancashire.gov.uk/schoolplaces](https://www.lancashire.gov.uk/schoolplaces)  
and click 'school admission policies'.*

[lancashire.gov.uk](https://lancashire.gov.uk)



**Lancashire**  
County  
Council 

# SCHOOL ADMISSIONS PRIMARY



# APPLY NOW!

at [lancashire.gov.uk/schools](https://lancashire.gov.uk/schools)

## School and Academy places September 2026

You must apply if your child has a  
4th birthday between 1 September 2025  
and 31 August 2026.

You must apply even if an older brother  
or sister is already at the school, or the  
school is linked to your child's nursery.

If you're a non-Lancashire resident apply  
through your own local authority.

Please read the admission criteria for your  
chosen schools on the website or get a  
copy from them.

### School transport



If travel cost is an  
important factor in your  
school preference, search  
'school transport' at  
[lancashire.gov.uk](https://lancashire.gov.uk)  
or scan the  
QR code.



**CLOSING DATE**  
**15 January 2026**

[lancashire.gov.uk](https://lancashire.gov.uk)



**Lancashire**  
County  
Council 



Please follow our School Social Media pages:



St Mary's Catholic Primary School Scarisbrick



@stmarysprimaryscarisbrick



THANK  
YOU!